

Tennessee Impact Overview

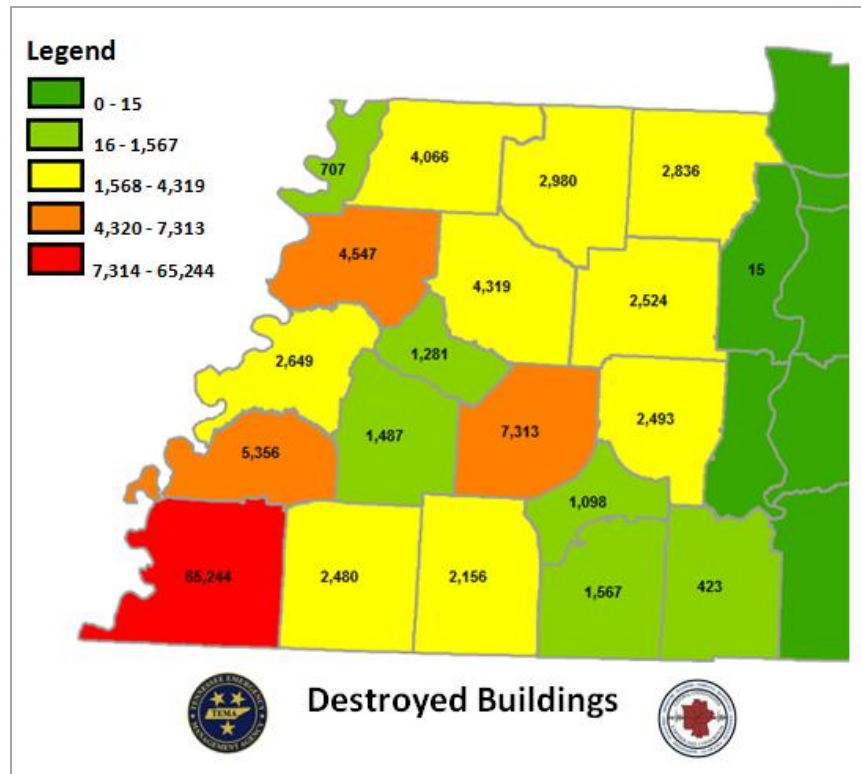
Capstone 14 Exercise

General Impact

Overview	
Total Structures Destroyed	115,541
Total Injuries	36,388
Total Fatalities	2,178
Total Persons Seeking Temporary Shelter	36,372 + (Day 1)
Total Households Without Power	262,730 + (Day 1)
Total Households Without Water	533,925 + (Day 1)

Building Damage

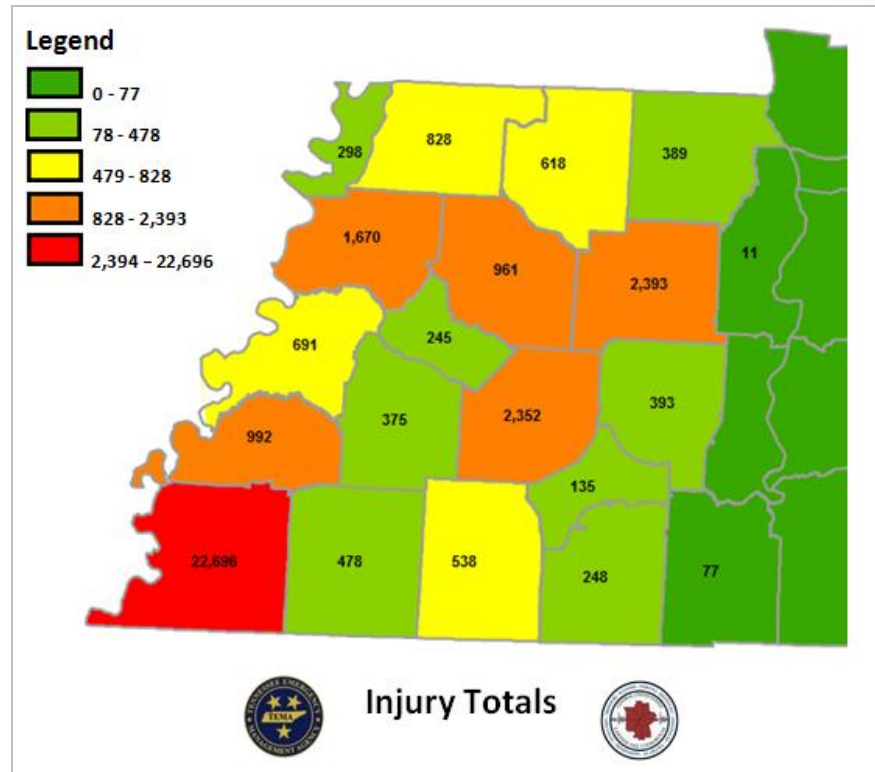
Building Damage Breakdown	
Slight Damage	108,755
Minor Damage	61,003
Major Damage	21,929
Destroyed: Residential Homes	113,432
Destroyed: Non-Residential (commercial, industrial, etc.)	2,109
Total Destroyed	115,541



Total Number of Injuries

Breakdown of Injuries

Medical Aid Needed	25,542
Hospital Care Needed	7,675
Life Threatening	1,180
Total	36,388

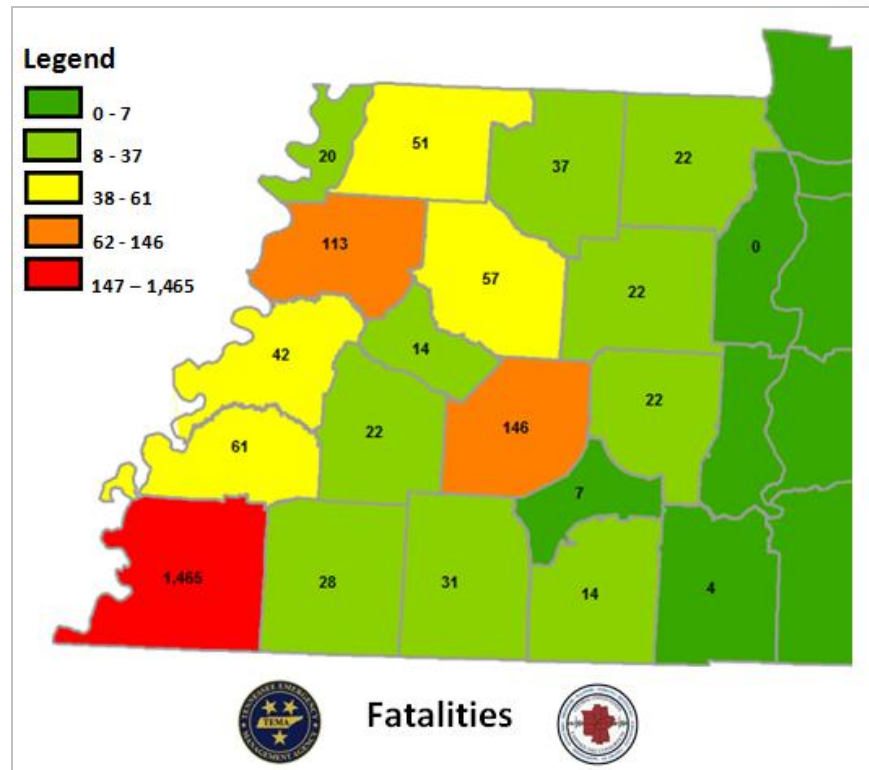


Total Number of Fatalities

Fatalities

Total

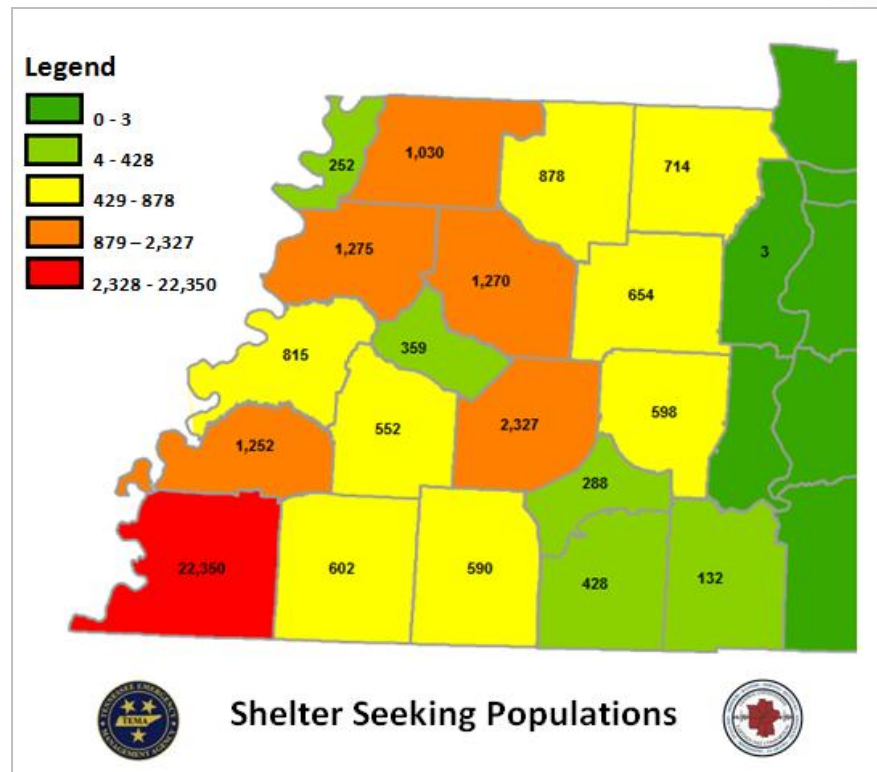
2,178



Shelter Seeking Populations

Persons Seeking Temporary Shelter

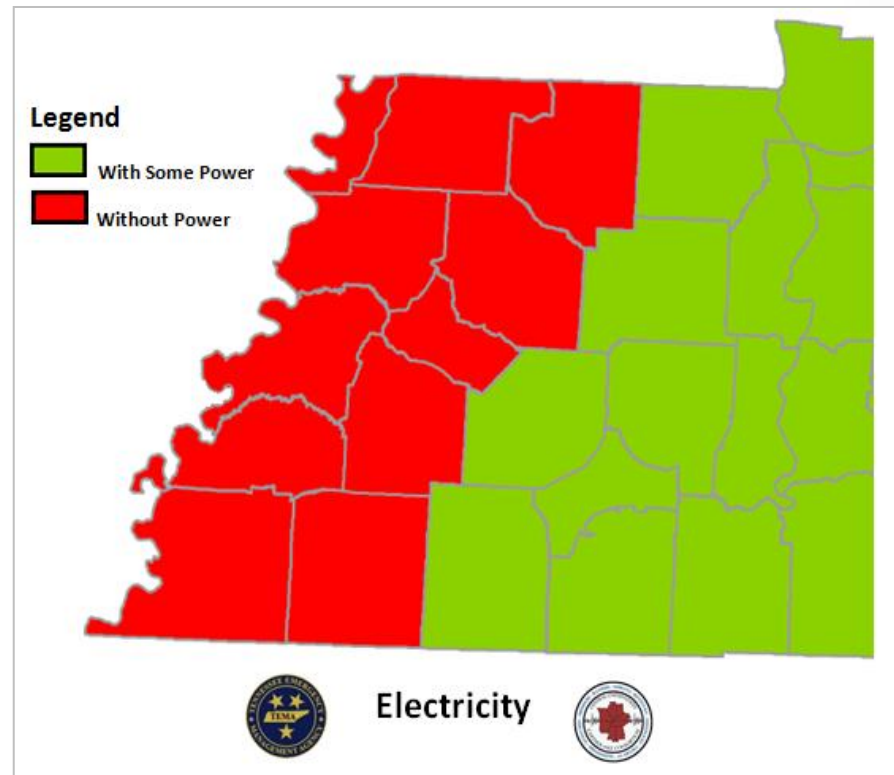
Total **36,372 + (Day 1)**



Power Disruptions

Households without Power

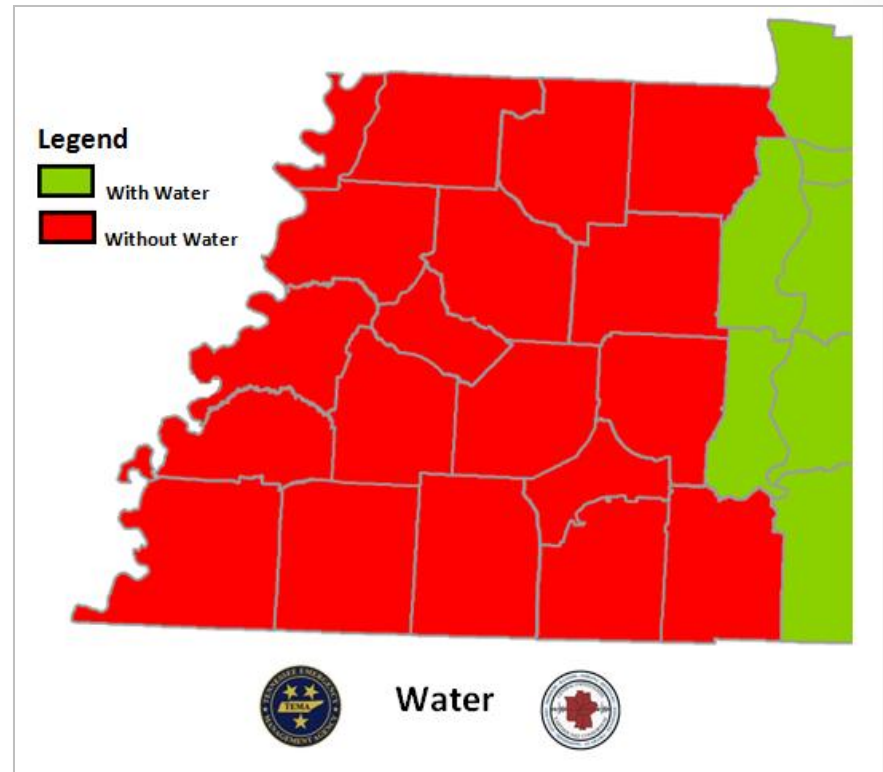
Total 262,730 + (*Day 1*)



Water System Disruptions

Households without Water

Total **533,925 + (Day 1)**



Planning Metrics

- **USAR – Major metropolitan areas, population of 100,000 or more with multi-story/multi-family structures**
- **TRT – One per County for initial response**
- **SAR – One per County for initial response (Ground & Aerial)**
- **IMT – Per Area Command, State Forward Operating Base, and established JRSOI**
- **EOC Team – Per State EOC**
- **EMAC A-Team – Per State EOC (24/7 shifts)**
- **Bldg/Bridge Inspection – Per County**
- **HAZMAT – Known infrastructure assessment (refineries, chemical plants, etc)**
- **Ambulance Strike Team – Based on population density, casualty estimates, and transport distance (10 ambulance per team)**
- **Med ERT – Per Damage Estimate of Medical Infrastructure (2 per hospital)**
- **Water Rescue – Per major waterway in impacted area**
- **Commo Strike Team – 2 Per Area Command, 1 per State Forward Operating Base, and 1 per established JRSOI**
- **Debris Removal – 1 per county**
- **LE Strike Team – 2 per Area Command. 2 additional for population >100,000**
- **Crowd Control - Major metropolitan areas, population of 100,000 or more**

Planning Metrics

QUESTIONS?