

CAPSTONE14

Resource Allocation Workshop III

FEMA Region V

Back - Brief

February 12, 2014



FEMA

Discussion Points

- Region V Exercise Objectives
- Region V Participation in CAPSTONE14
- Resource Gaps Analysis (Illinois and Indiana)
- Federal actions to support state gaps
- Adjudication processes
- Expected Overall Shortfalls
- Federal Deployed Resources (6.0 and go)
- Logistical Timelines
- Challenges/Concerns
- The way Forward

Region V Exercise Objectives

Based on PPD-8 Response Capabilities

Enable Response:	Survivor Needs:
<ul style="list-style-type: none">• Planning• Situational Assessment• Public Information and Warning• Operational Communications• Operational Coordination• Environmental Response/Health and Safety• Critical Transportation	<ul style="list-style-type: none">• On-Scene Security and Protection• Mass Search and Rescue Operations• Public Health and Medical Services• Mass Care Services• Public and Private Services and Resources• Infrastructure Systems• Fatality Management

Region V Participation in CAPSTONE14

- Discussion of Region V Participation in CAPSTONE14 Exercise
- Anticipated Region V Support for CAPSTONE14 includes:
 - Deployment of (1) State Liaison to Illinois
 - Partial Deployment of the Region V IMAT
 - Deployment of (2) Region V Staff for Master Control Cell
 - Notional Staffing of the RRCC
 - Participation in the Recovery portion of the Exercise

Back – Brief Slide #1

- Discussion of Exercise Objectives and Exercise Participation

Resource Gaps Analysis

- (Illinois and Indiana)
- Discussion – Supporting State Resource Gaps

Back – Brief Slide #2

- ILLINOIS

Remaining External Resource Needs: First 72 Hours

None

Thank You To Our Partners!!!



Remaining External Resource Needs: Days 4 - 14

- Incident Management Teams (Type 1) - 2
- Building Inspection Teams - 10
- Bridge Inspection Teams - 19
- Water Rescue Teams - 1
- Debris Removal Teams - 18
- Law Enforcement Strike Teams - 3

Remaining External Resource Needs: Day 15+

- Building Inspection Teams - 3
- Bridge Inspection Teams - 12
- Debris Removal Teams - 14

Back – Brief Slide #2

- INDIANA

Remaining External Resource Needs: First 72 Hours

- Urban Search & Rescue Team – 1
- Communications Team - 13
- Type III IMT – 37
- Type II IMT – 6
- Type I IMT - 2
- Medical ERT - 6
- Crowd Control – 1

Remaining External Resource Needs: Days 4 - 14

- Technical Rescue Teams – 30
- Bridge Inspector Teams – 18
- Building Inspection Teams – 25
- Law Enforcement Teams – 30

Remaining External Resource Needs: Day 15+

- Search & Rescue Teams – 21
- Debris Removal Teams - 40
- Building Inspection Teams - 50
- Law Enforcement Strike Teams – 30

Other unaddressed Needs:

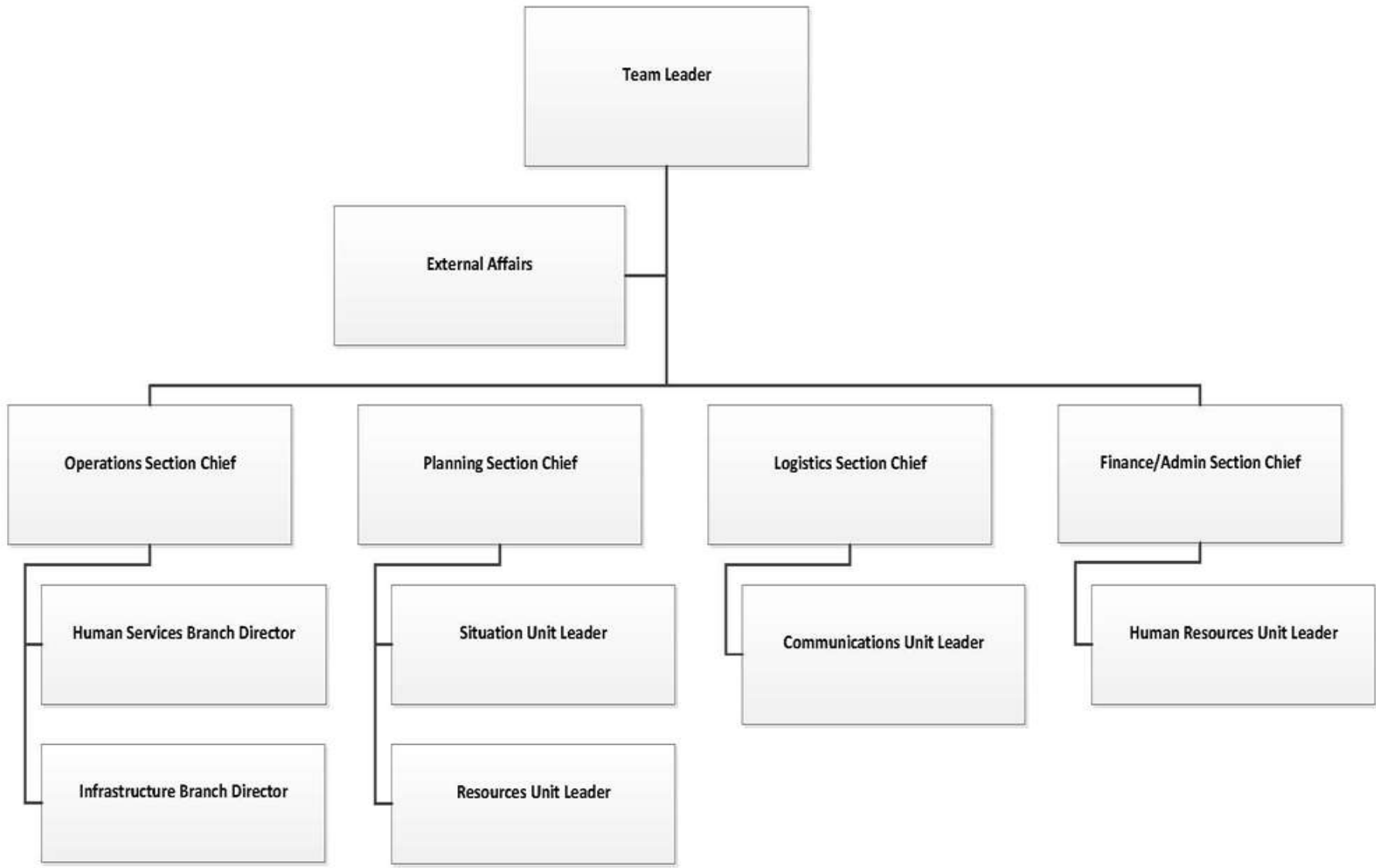
Water , Food, Fuel, Generators

Federal actions to support state gaps

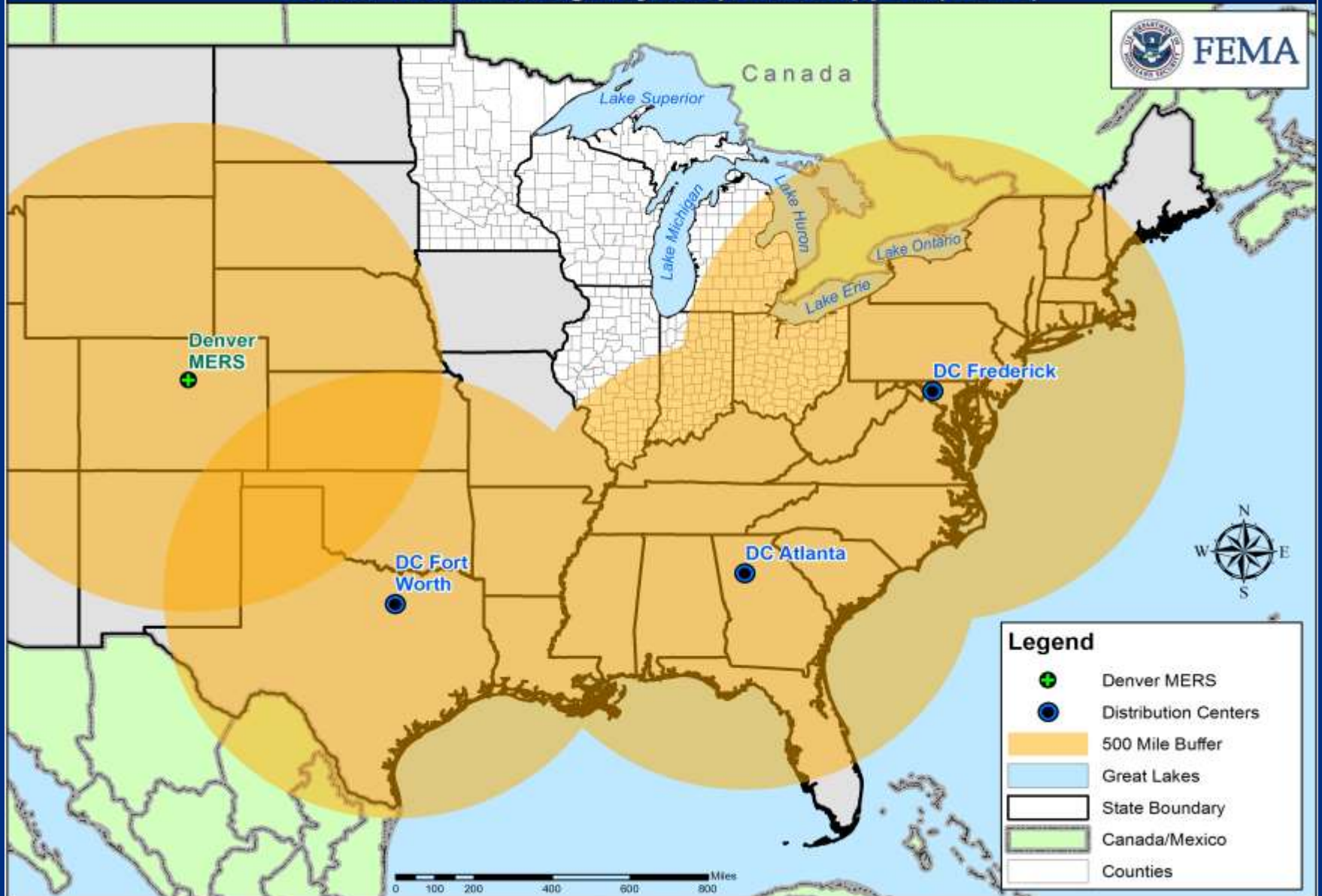
- Region V Actions
 - Automatic Trigger: 6.0 > magnitude earthquake
 - Activation of RRCC
 - Deployment of IMATs
 - Deployment of State Liaisons

Federal actions to support state gaps

- Region V Actions Continued
 - Logistics (Commodity Flow and Distribution)
 - FEMA Distribution Centers
 - Push Time
 - Pre-identified State Resource Needs (Commodity)
 - Federal Staging Areas
 - Incident Support Bases
 - Mission Assignments
 - International Support Teams
 - National Level Resources and Adjudication



FEMA Region V Distribution Centers(DC) and Denver Mobile Emergency Response Support (MERS)



Federal Deploying Resources

- Commodity Push for Illinois

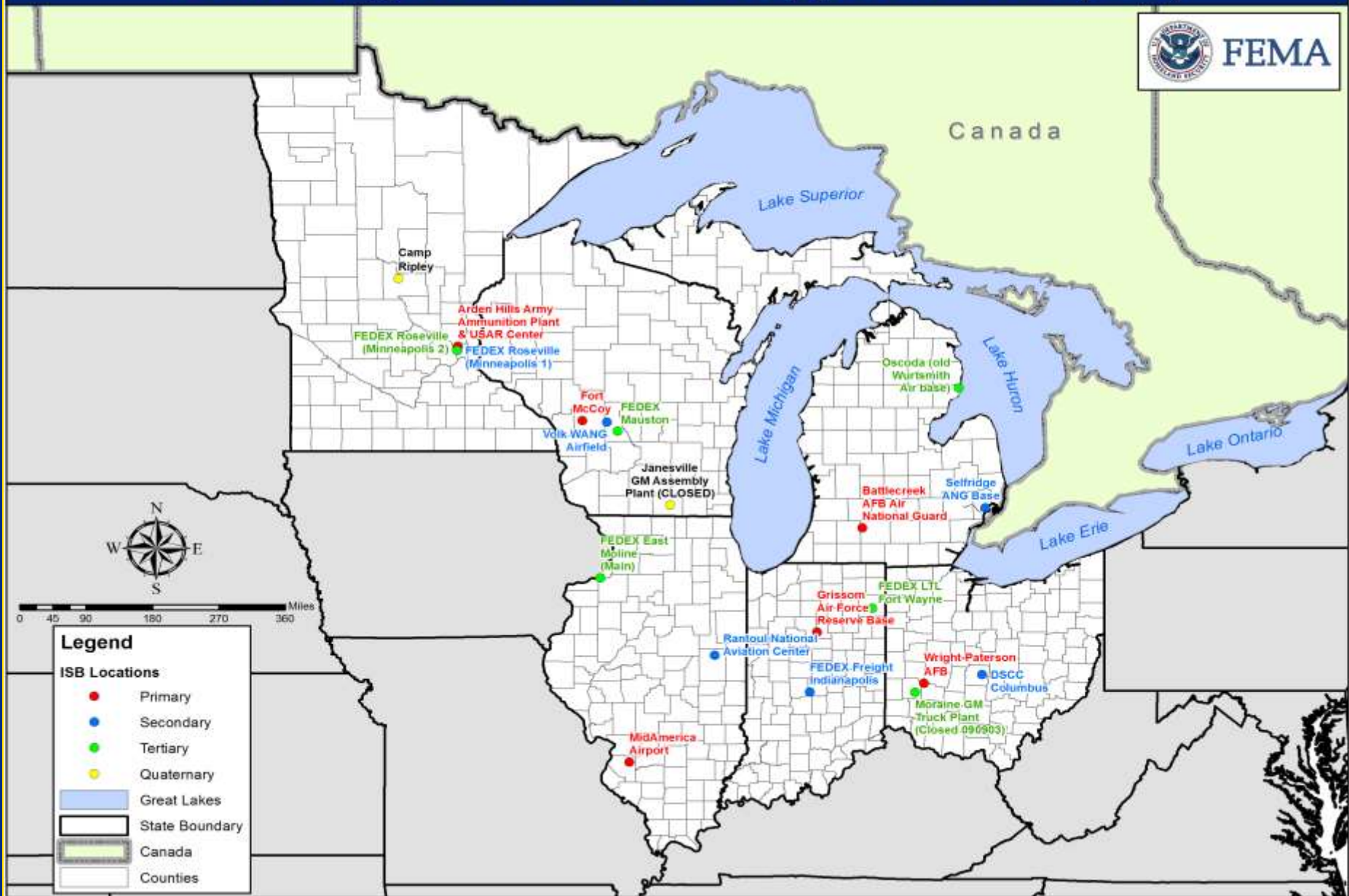
ITEM	Day 1 Required Quantities	Approximate Number of Trailers	Day 3 required Quantities	Approximate Number of Trailers	Trailer Quantity for Planning
Blankets	371,000	83	810,600	180	4,500 Each
Cots	185,000	265	405,300	579	700 Each
Meals	371,000	18	810,600	38	21,312 Each
Infant/Toddler Kits	80	8	140	14	Included per trailer
Hygiene/Comfort Kits	185,500	4	405,300	8	50,000 Each
Plastic Sheeting	TBD	TBD		TBD	606 Rolls
Tarps	TBD	TBD		TBD	2,500 Each
Water (liters)	556,500	31	1,215,900	68	18,000 Liters
TOTAL Trailers		401		873	

Federal Deploying Resources

- Commodity Push for Indiana

ITEM	Day 1 Required Quantities	Approximate Number of Trailers	Day 3 required Quantities	Approximate Number of Trailers	Trailer Quantity for Planning
Blankets	308,000	69	352,800	79	4,500 Each
Cots	154,000	220	176,400	252	700 Each
Meals	308,000	15	352,800	17	21,312 Each
Infant/Toddler Kits	60	6	60	6	Included per trailer
Hygiene/Comfort Kits	154,000	3	176,400	4	50,000 Each
Plastic Sheeting		TBD		TBD	616 Rolls
Tarps		TBD		TBD	2,500 Each
Water	462,000	26	529,200	30	18,000Liters
TOTAL Trailers		333		382	

FEMA Region V Incident Support Bases (ISB)



Pre-Scripted Mission Assignments

- Region V Earthquake Plan
- Mission Assignment Catalog

Back – Brief Slide #3

- Discussion of Region V Actions to Support Indiana and Illinois

National Level Adjudication Process

Current planning describes UACG Process:

- FEMA establishes a UACG in the impact area following a catastrophic earthquake that affects multiple states and FEMA Regions. For the impact area, the UACG establishes priorities and strategies, conducts resource allocation and adjudication, and provides strategic direction and oversight for operations. Immediately following the event, a virtual UACG is established and the UACG is fully operational in the impact area within the first 72 hours.

The UACG includes but not limited to:

- FEMA Administrator.
- A representative from each affected state.
- Senior federal officials.

National Level Adjudication Process

- HQ has not provided guidance on the adjudication process of resources
- Discussion of National Level Adjudication

Back – Brief Slide #4

- Discussion of National Level Adjudication of Resources

Back – Brief Slide #5

- Discussion of expected shortfalls

Back – Brief Slide #6

- Topics needing additional clarification/information



FEMA